



Little Paintbox Gift Projects

little 
paintbox™

- a great fundraising idea for your organisation

 no cost involved other than posting the artwork and orders back to us

 no obligation to purchase any items unless the parents choose to place an order

 every pupil will receive a proof featuring their design with an order form on the reverse for each parents individual order.

Earn
20%
Commission

Fully Personalised Tea Towels!

Help raise funds for your child's organisation with this fabulous, high quality tea towel

featuring the child's unique design. An ideal gift which can be further individually personalised to friends and family. The tea towel is made from luxurious feel 100% close weave cotton and looks great too.

We guarantee both children and parents will be delighted with the results!



Running a Little Paintbox Gift Project is easy!

1. Register the children participating in the project

Little Paintbox will supply an Excel class register which is to be completed for each class of children participating in the project, you can also download the class register from our website. Once completed email the register to us or return it on a cd. It is very important that the register is supplied to us in a digital format to ensure accuracy when printing the tea towels.

Choose to have the artists name, a message or artwork title shown on the tea towel.

Class Register – please complete one form for each class

Class code A (Create a code for each class A, B, C, etc)

School: St Joseph's RC School

Form : 2B

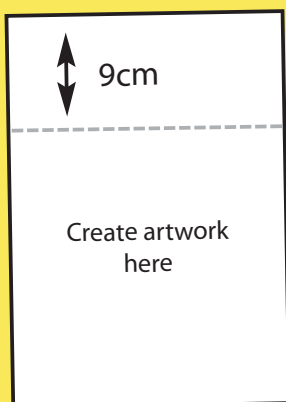
Form Teacher: Mr Bradshaw

Code	Pupils Name	Name on tea towel	Artwork Title/Message
A01	Lucy Hazell	Lucy	my hands
A02	Mia Richards		mummy's bag
A03	Andrew Chalmers	Andy	merry christmas

2. Prepare the paper for the artwork

Little Paintbox will email a blank template – this can also be downloaded from our website where we have a range of design templates that you may find useful for younger children.


The artwork needs to be produced on A4 paper that has been folded 9cm from the top of the page to create a square that is roughly the same shape as the print area. Clearly print the child code, child's name, the name to appear on the tea towel and the artwork title/message in the area above the fold, and create the artwork in the area below the fold.



Draw a line 9cm from the top of the paper



Print the child code, child's name, the name to appear on the tea towel and artwork title above the fold



Little Paintbox blank template

Running a Little Paintbox Gift Project is fun for the children!

3. Create the artwork

The best designs for this project are bright, bold designs that cover as much of the white space as possible with colour. Projects may be themed around the national curriculum, seasonal times of the year, or topics of the child's choice.



Materials that work well:

Crayons, felt tips, pastels, poster paints, acrylics, or watercolours.

Materials that don't work well:

Pencil and glitter.

Here are some examples of artwork produced on previous art projects:



Check this list before returning your artwork!

Check list

1. Register each child participating in the project on the Excel register
2. Complete artwork (write on the child's name, code, and artwork title)
3. Send artwork and registers to Little Paintbox

Tick when completed

Earn 20% commission for your organisation on the net price of all tea towels sold!

an ideal gift for friends and family

Personalised
£7.50
per tea-towel

100%
close
weave
cotton



Send your art projects and orders to us at:-

Little Paintbox, Bunbury Barn, Brand Road, Gt Barton, Bury St Edmunds, IP31 2PZ
Tel. 01359 233342 / 07710 881769 | pip@littlepaintbox.com | www.littlepaintbox.com